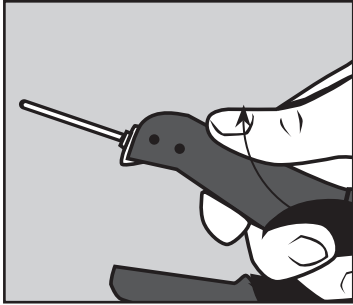


Allflex® A-Tag™ ONE-PIECE EAR TAG

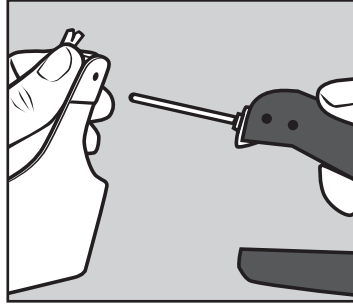
The A-Tag™ by Allflex USA provides superior materials and quality in a permanent one-piece tag. Available in three convenient sizes: calf, cow and feedlot. An affordable tag for backgrounder, feedlot and dairy operations, you'll receive the same superior service and ground-level support you expect from the world's leader in livestock identification.

New A-Tag® Application Instructions

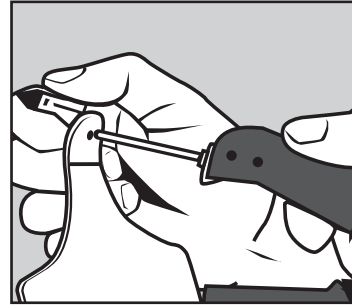
Quick and easy to apply – can be used with the yellow Allflex One-Piece Applicator.



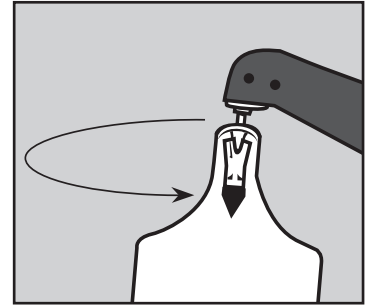
Flip applicator pin out to load A-Tag



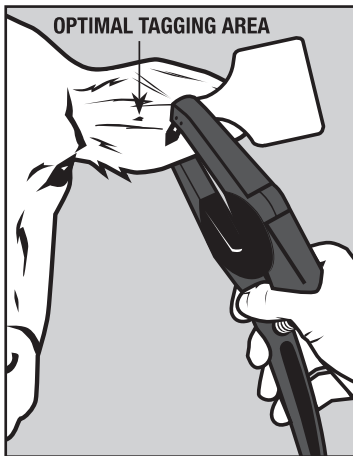
Fully insert applicator pin into A-Tag while rotating tag anchor



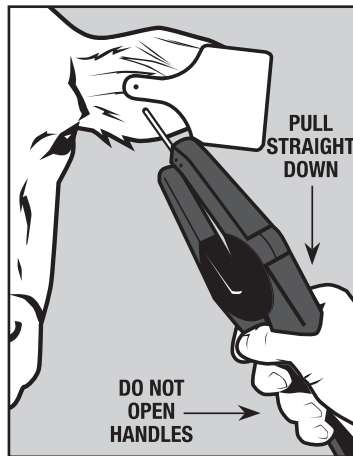
Seat tag anchor "v" onto pin so that pointed tip flexes outward



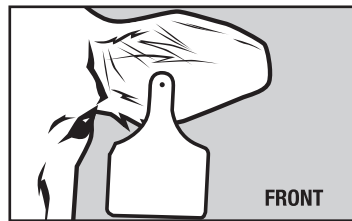
Rotate pin and A-Tag back into tagging position



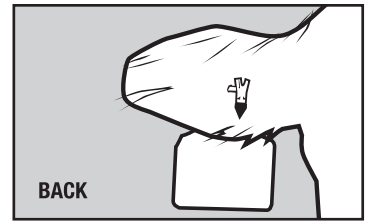
Position tag point between the two cartilage ribs in ear. Do not use existing ear tag holes.



To apply tag, squeeze applicator handles together. Pull applicator straight down, away from animal.



FRONT



BACK

SUGGESTIONS:

- After application, be sure to pull applicator straight down and away from the animal **BEFORE** opening the applicator handles to ensure the tag pin is clear from the tag. This prevents damage to the ear and to the applicator pin.
- Do not use existing tag holes. This can lead to retention problems and loss of tags.
- A-Tag can also be used in thin-eared and smaller animals. Hold the tip of the ear taut during application on young calves or smaller animals like sheep and goats. This provides better penetration of the tag tip completely through the ear.